

Learning Intentions

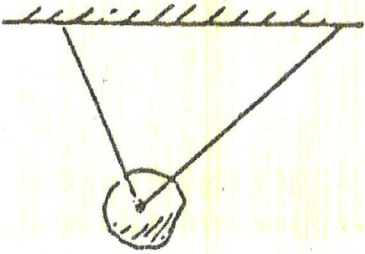
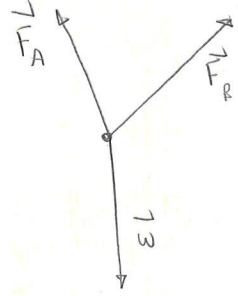



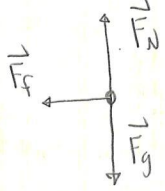

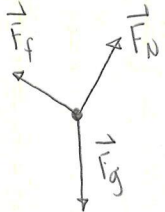

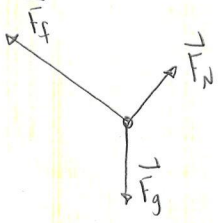

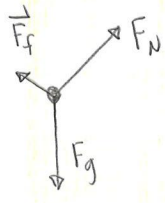
- Learn how to draw free bodies diagrams

Questions


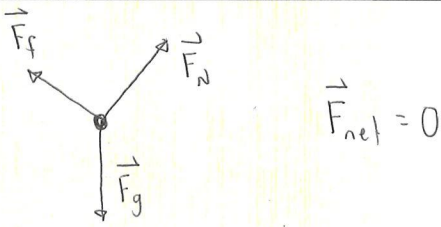

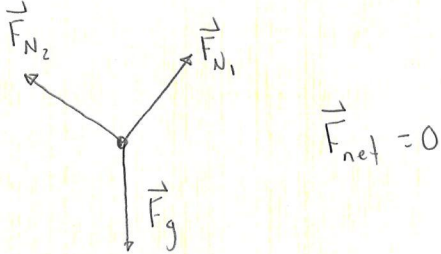

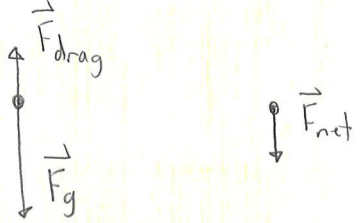


- Draw a free body diagram of each object.

	Diagram	Free body diagram
a. Static object		
b. Static object		
c. Static object		

Mr. Renwick's Physics 12
Forces in 2D

<p>d. Static object</p>		 <p>$\vec{F}_{net} = 0$</p>
<p>e. Sliding at constant speed, no friction</p>		 <p>$\vec{F}_{net} = 0$</p>
<p>f. Slowing down due to friction</p>		 <p>\vec{F}_{net} (pointing left)</p>
<p>g. Static object</p>		 <p>$\vec{F}_{net} = 0$</p>
<p>h. Slowing down</p>		 <p>\vec{F}_{net} (pointing down the incline)</p>
<p>i. Speeding up, but with friction</p>		 <p>\vec{F}_{net} (pointing down the incline)</p>

Mr. Renwick's Physics 12
 Forces in 2D

<p>j. Constant velocity</p>		 <p>$\vec{F}_{net} = 0$</p>
<p>k. Static object</p>		 <p>$\vec{F}_{net} = 0$</p>
<p>l. Speeding up, in free fall</p>		 <p>\vec{F}_{net}</p>
<p>m. At terminal velocity, in free fall</p>		 <p>$\vec{F}_{net} = 0$</p>